



Residential

DOUBLE GLAZING BLIND SYSTEM



SL20C venetian • SL20C pleated • SL20S pleated

Realizations



Benefits

- Manually operated for precise control
- Blinds can be raised or lowered to suit the weather conditions
- Blinds can be tilted to regulate precisely the level of light and heat entering the home
- Unbeatable protection against glare and build-up of heat
- Cannot get dirty or dusty • Slats cannot be damaged • Provides complete privacy • Can be combined with a range of toughened /

high performance glasses

- Choice of 9 coloured slats / 8 pleated fabrics (see colour charts)

Operation

Manual operation with continuous cord loop.
Motorised - with or without radio remote control.

Applications

- Suitable for all vertical window applications
- Ideal for conservatories, kitchens and bathrooms as well as folding / sliding door systems

Features

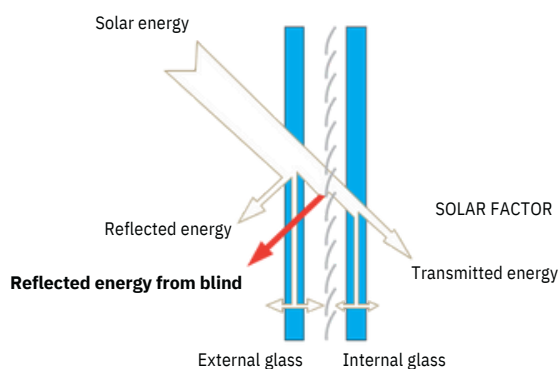
width (mm)	height (mm)
300 - 1.000	300 - 2.000

4mm internal glass only
Sizes outside above dimensions available on request

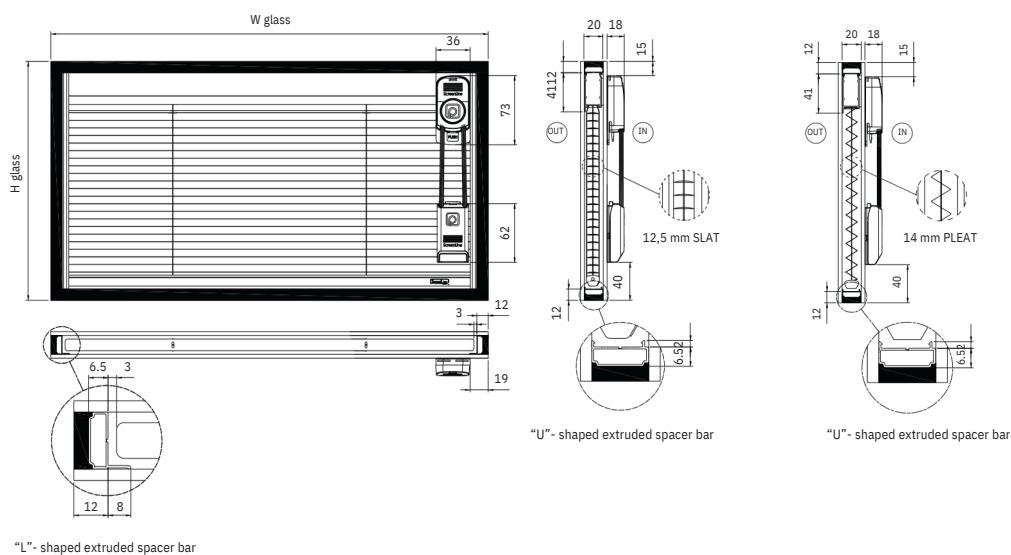


Solar shading properties

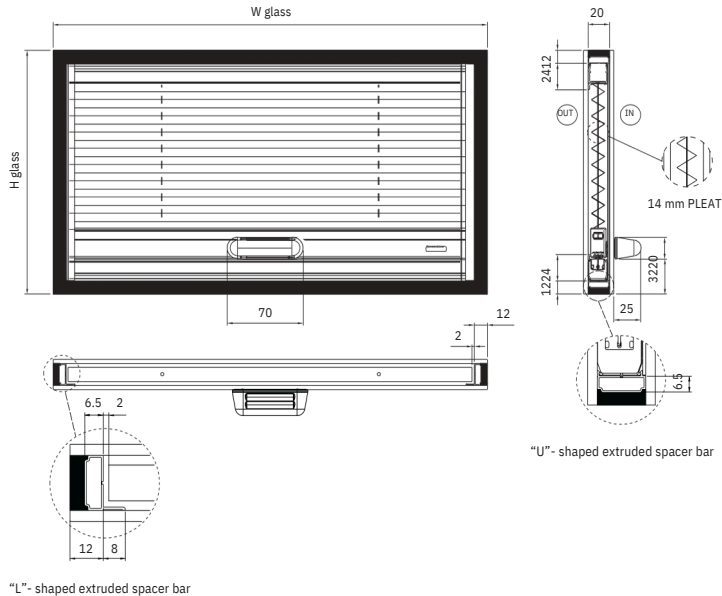
A double glazing unit with an integrated ScreenLine® blind is an excellent screen against solar radiation and offers the possibility to quickly and easily adjust the internal environmental lighting level. Due to the glass transparency, the use of normal double glazing units is often not enough to guarantee correct control of solar energy. A ScreenLine® integrated system, on the contrary, filters the light transmission and affects its value by the tilting of the slats (in case of a Venetian blind) or by lowering the blind (in case of pleated blinds). The heat and visual comfort are improved according to the various seasons.



SL20C venetian and SL20C pleated




SL20S pleated



Colours

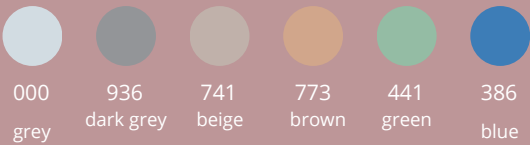
Venetian blind colours



Pleated blind colours



optional colours - silver metallised outside




Transparent - Semitransparent - Opaque fabric with silver coloured coating on outside (high performance)

Comfort and control for your home

ScreenLine® blinds is an advanced tilting and lifting Venetian blind system designed specifically for domestic applications, and is the ideal choice for conservatories, kitchens or bathrooms as well as many other applications.

It offers outstanding control against glare and a build-up of heat, and is operated by an external drive system enabling the homeowner to regulate their own comfort.

The slim integral blind is sealed within the insulated glazing unit, so it will never get dirty and cannot be damaged.



glass

blind

glass

In a ScreenLine® system, the blind (venetian or pleated) is encapsulated within two glass panes, e.g. in a double glazing unit. The movement of the blind, for manual or motorised systems, does not compromise the insulating properties of the double glazing unit, and therefore operates in a totally sealed environment.

The exclusive ScreenLine® characteristics ensure total protection against dirt, dust or weather conditions, and therefore do not require any maintenance. The magnetic components have an almost indefinite life cycle having a loss of magnetic attraction of around 2% per 100 years.

The wide product choice and versatility of operation make ScreenLine® blind systems suitable for all types of framing systems.

Thermoshield

Windows Limited

01702 541841

www.thermoshieldwindows.co.uk

www.screenline-uk.com

